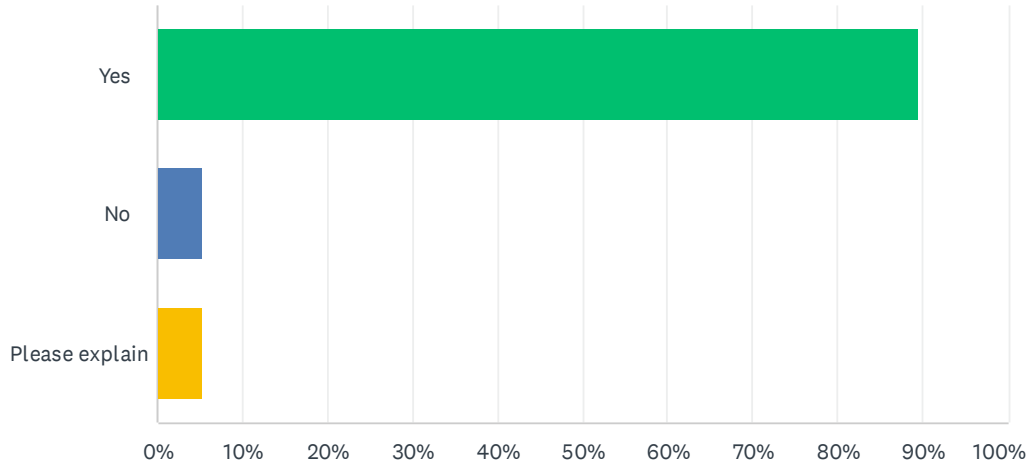


# Q1 Do you support the behaviours required of councillors, as set out in the RBFA Code of Conduct when they are publicly representing Royal Berkshire Fire Authority on official business and when using social media?

Answered: 19 Skipped: 0

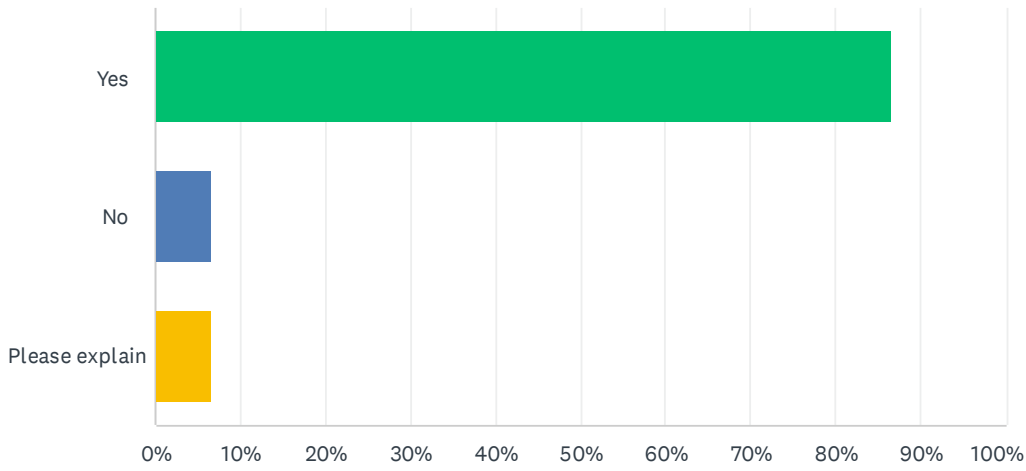


ANSWER CHOICES	RESPONSES
Yes	89.47% 17
No	5.26% 1
Please explain	5.26% 1
<b>TOTAL</b>	<b>19</b>

#	PLEASE EXPLAIN	DATE
1	But it would be nice if they did what the preach	11/22/2023 5:21 PM

## Q2 Do you think the expected standards of councillor conduct and the actions that could be taken should an allegation be made, are clear?

Answered: 15 Skipped: 4

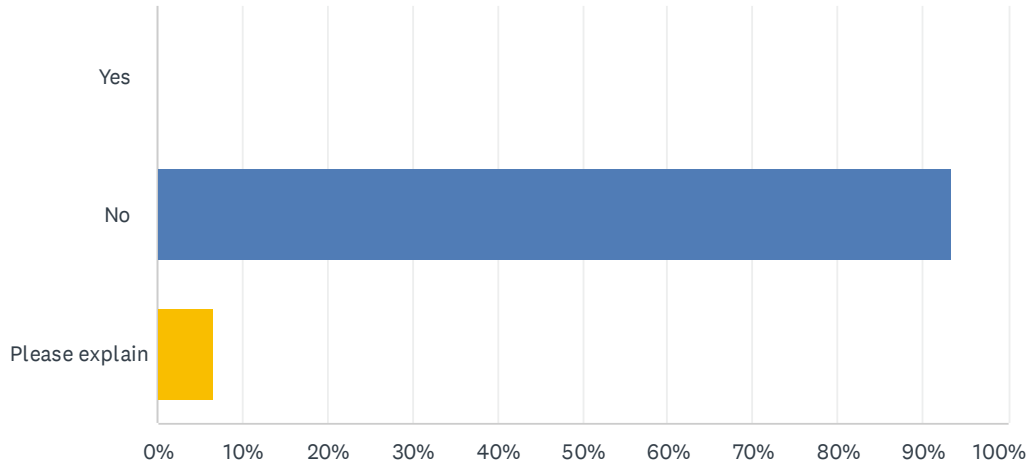


ANSWER CHOICES	RESPONSES
Yes	86.67% 13
No	6.67% 1
Please explain	6.67% 1
<b>TOTAL</b>	<b>15</b>

#	PLEASE EXPLAIN	DATE
1	Councillors do not represent the community in Berkshire	11/22/2023 5:23 PM

### Q3 Have you got any other comments you would like to make on the RBFA Code of Conduct?

Answered: 15 Skipped: 4

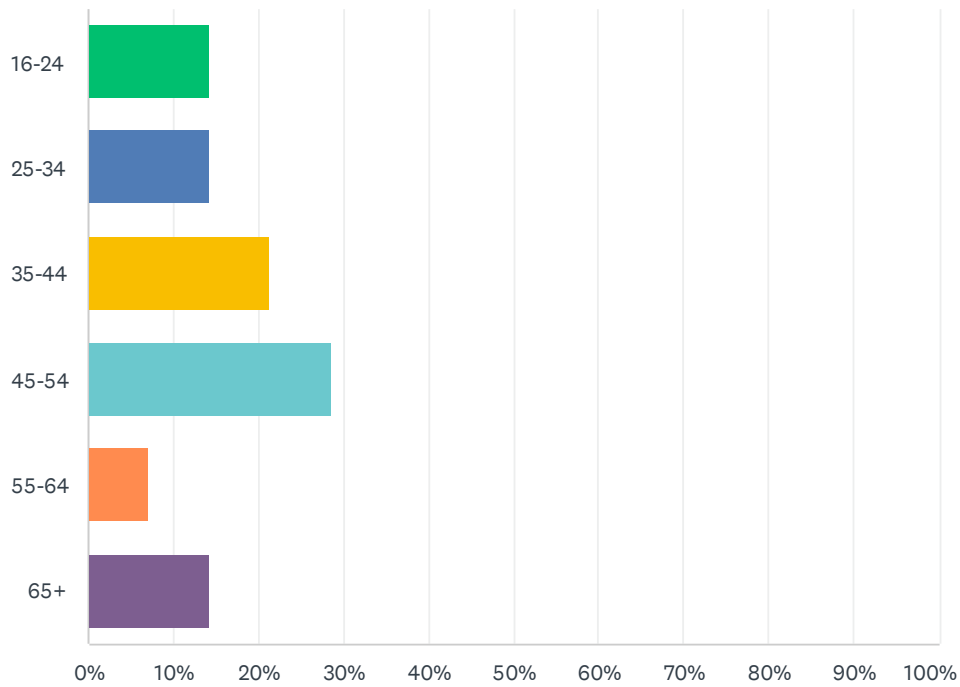


ANSWER CHOICES	RESPONSES
Yes	0.00% 0
No	93.33% 14
Please explain	6.67% 1
<b>TOTAL</b>	<b>15</b>

#	PLEASE EXPLAIN	DATE
1	I just hope they better themselves and help the fire service safe money I feel that all expenses the service pays on them should be communicated as this is part of the budget that could improve the service	11/22/2023 5:26 PM

## Q4 What age group do you belong to?

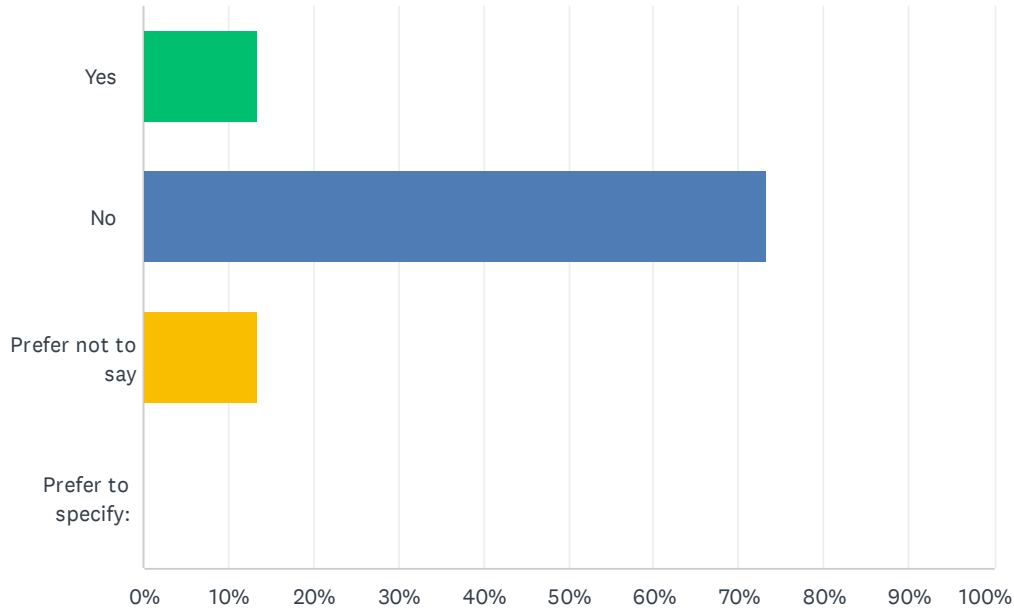
Answered: 14 Skipped: 5



ANSWER CHOICES	RESPONSES
16-24	14.29% 2
25-34	14.29% 2
35-44	21.43% 3
45-54	28.57% 4
55-64	7.14% 1
65+	14.29% 2
<b>TOTAL</b>	<b>14</b>

## Q5 Would you consider yourself to have a disability or long-term health condition?

Answered: 15 Skipped: 4

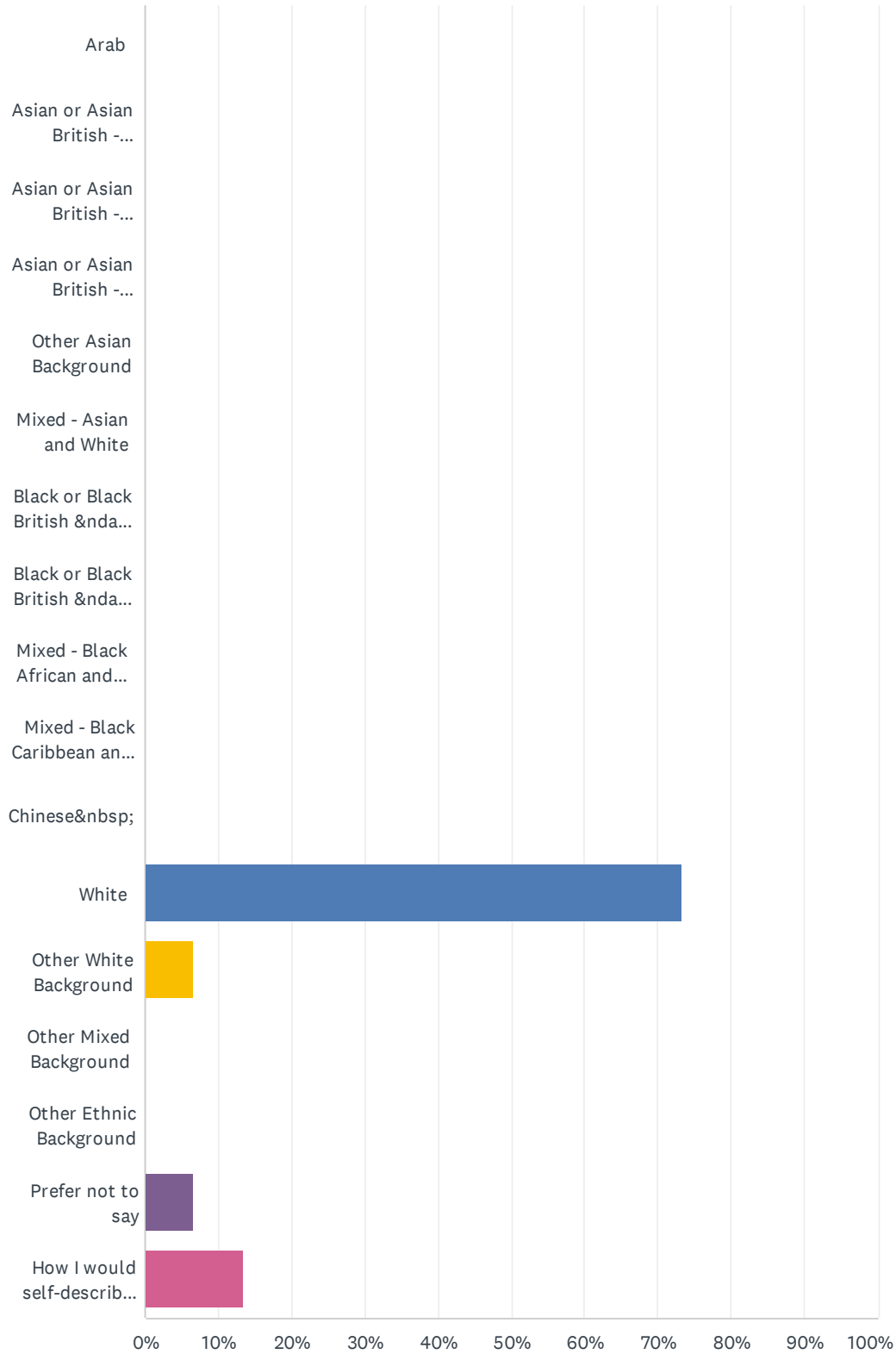


ANSWER CHOICES	RESPONSES
Yes	13.33% 2
No	73.33% 11
Prefer not to say	13.33% 2
Prefer to specify:	0.00% 0
<b>TOTAL</b>	<b>15</b>

#	PREFER TO SPECIFY:	DATE
	There are no responses.	

## Q6 How would you describe your ethnic origin?

Answered: 15 Skipped: 4

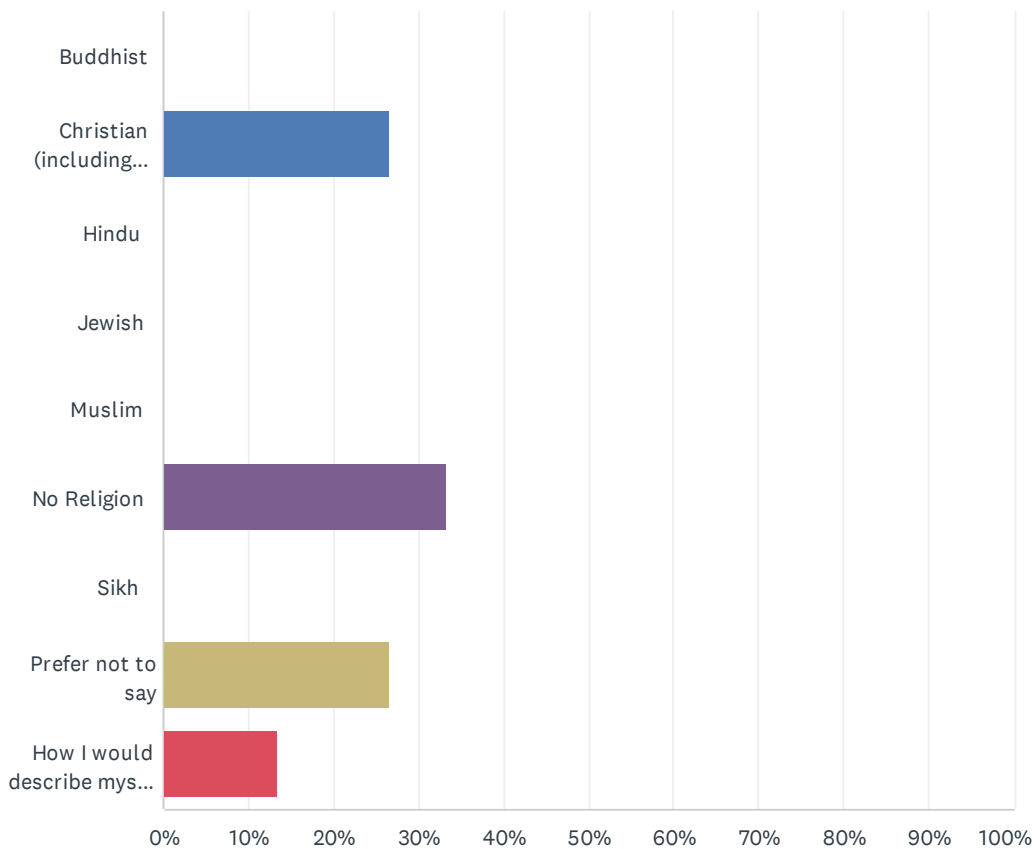


Royal Berkshire Fire Authority Members' Code of Conduct 2023

ANSWER CHOICES	RESPONSES	
Arab	0.00%	0
Asian or Asian British - Bangladeshi	0.00%	0
Asian or Asian British - Indian	0.00%	0
Asian or Asian British - Pakistani	0.00%	0
Other Asian Background	0.00%	0
Mixed - Asian and White	0.00%	0
Black or Black British – African	0.00%	0
Black or Black British – Caribbean	0.00%	0
Mixed - Black African and White	0.00%	0
Mixed - Black Caribbean and White	0.00%	0
Chinese	0.00%	0
White	73.33%	11
Other White Background	6.67%	1
Other Mixed Background	0.00%	0
Other Ethnic Background	0.00%	0
Prefer not to say	6.67%	1
How I would self-describe is not listed here	13.33%	2
<b>TOTAL</b>		<b>15</b>

## Q7 What is your religion?

Answered: 15 Skipped: 4

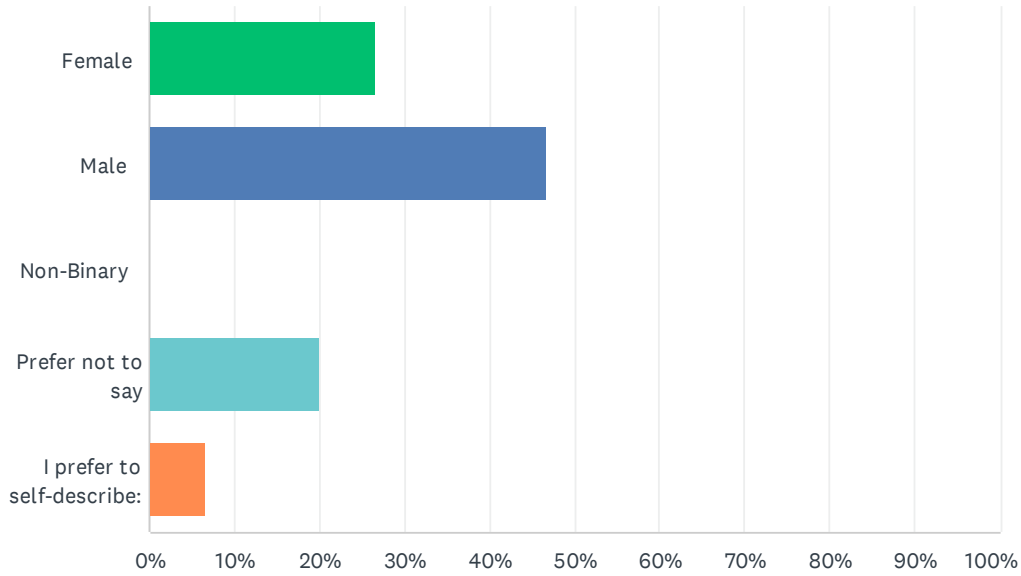


ANSWER CHOICES	RESPONSES	
Buddhist	0.00%	0
Christian (including Church of England, Catholic, Protestant and all other Christian denominations)	26.67%	4
Hindu	0.00%	0
Jewish	0.00%	0
Muslim	0.00%	0
No Religion	33.33%	5
Sikh	0.00%	0
Prefer not to say	26.67%	4
How I would describe myself is not listed here	13.33%	2
<b>TOTAL</b>		<b>15</b>



## Q8 What best describes your gender?

Answered: 15 Skipped: 4

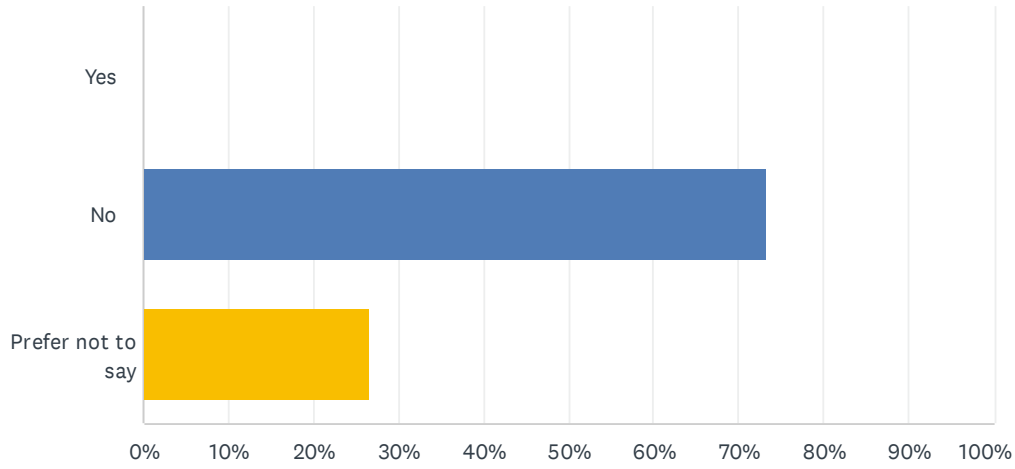


ANSWER CHOICES	RESPONSES
Female	26.67% 4
Male	46.67% 7
Non-Binary	0.00% 0
Prefer not to say	20.00% 3
I prefer to self-describe:	6.67% 1
<b>TOTAL</b>	<b>15</b>

#	I PREFER TO SELF-DESCRIBE:	DATE
1	mmm	11/22/2023 8:27 PM

## Q9 Do you consider yourself to be trans?

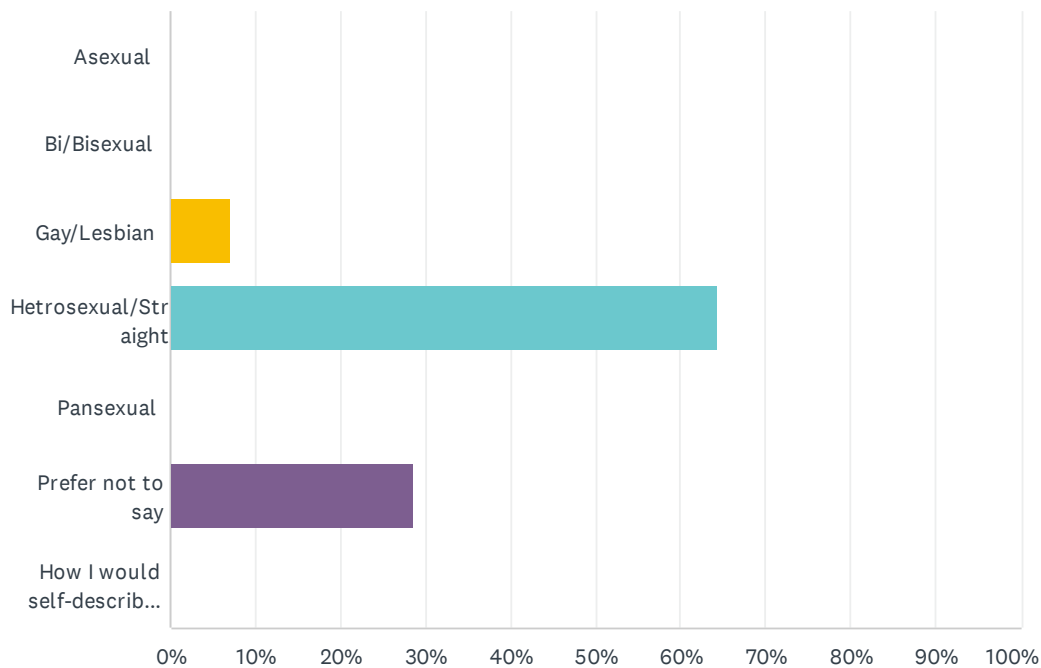
Answered: 15 Skipped: 4



ANSWER CHOICES	RESPONSES	
Yes	0.00%	0
No	73.33%	11
Prefer not to say	26.67%	4
<b>TOTAL</b>		<b>15</b>

## Q10 What best describes your sexual orientation?

Answered: 14 Skipped: 5



ANSWER CHOICES	RESPONSES
Asexual	0.00% 0
Bi/Bisexual	0.00% 0
Gay/Lesbian	7.14% 1
Hetrosexual/Straight	64.29% 9
Pansexual	0.00% 0
Prefer not to say	28.57% 4
How I would self-describe is not listed here	0.00% 0
<b>TOTAL</b>	<b>14</b>

#	HOW I WOULD SELF-DESCRIBE IS NOT LISTED HERE	DATE
	There are no responses.	